

# Academy Stars

Starter

SECOND  
EDITION

Pupil's Book





# Academy Stars

Starter

SECOND  
EDITION

Pupil's Book




# Scope and sequence

	Unit	Vocabulary	
	Welcome p4	Classroom language: <i>come in, sit down, stand up, open your book, close your book, listen, look, sing</i>	
1	Hello! p6	Numbers: <i>1-10</i>	
2	I'm happy! p14	Feelings: <i>angry, cold, happy, hot, sad, scared, sick, tired</i>	
3	At school p22	Classroom objects: <i>backpack, book, crayon, notebook, pen, pencil, pencil case, rubber</i>	
4	My favourite colours p30	Colours: <i>blue, brown, green, orange, pink, purple, red, yellow</i>	
5	My clothes p38	Clothes: <i>dress, jumper, shirt, shoes, skirt, socks, trousers, T-shirt</i>	
6	This is me! p46	Parts of the face and body: <i>ear, eye, finger, hair, hand, head, leg, mouth, nose, teeth</i>	
7	My family p54	Family members: <i>aunt, brother, daddy, grandma, grandpa, mummy, sister, uncle</i>	
8	Animals on the farm p62	Farm animals: <i>cow, donkey, duck, goat, horse, rabbit, rooster, sheep</i>	
	Goodbye p70		
	Game templates p71		
	Picture dictionary p87		

	Grammar	Phonics and Learning skills
	Ask and answer about personal details: <i>What's your name?</i> <i>My name's ... How old are you? I'm ...</i> Give personal details: <i>I'm eight.</i>	Ask and answer about age: <i>How old are you? I'm five.</i> Listen for key words
	Talk about feelings: <i>I'm scared.</i> Ask and answer about feelings: <i>How are you? I'm happy.</i>	Ask and answer about feelings: <i>Are you angry?</i> <i>Yes, I am. / No, I'm not.</i> Listen for key words
	Talk about classroom objects: <i>This is my pen.</i> Describe classroom objects: <i>I've got a rubber.</i>	Talk about your classroom objects: <i>This is my notebook.</i> <i>I've got a backpack.</i> Listen for key words
	Talk about favourite colours: <i>What colour is it? It's pink.</i> <i>My favourite colour is pink.</i> Talk about colours: <i>I've got a pen. What colour is it? It's blue.</i>	Ask and answer about colours: <i>What's your favourite colour? My favourite colour is yellow.</i> Listen for key words
	Describe clothes: <i>My shirt is blue.</i> Describe clothes: <i>My socks are red.</i>	Ask and answer about clothes: <i>I've got a new skirt.</i> <i>What colour is it? It's purple.</i> Listen for key words
	Describe parts of the body: <i>I've got two hands.</i> Talk about parts of the body: <i>This is my nose. These are my ears.</i>	Talk about yourself: <i>This is my hand. I've got two hands.</i> Listen for key words
	Describe how family members feel: <i>My brother is scared.</i> Introduce family members and say how they feel: <i>These are my uncle and aunt. They're happy.</i>	Introduce your family members to a friend: <i>This is my brother. Hello! Nice to meet you.</i> Listen for key words
	Ask and answer about animals: <i>What is it? It's a duck. What are they?</i> <i>They're sheep.</i> Ask and answer about animals: <i>Is it a duck? Yes, it is. / No, it isn't.</i>	Ask and answer to guess an animal: <i>Is it a cow?</i> <i>No, it isn't. Is it a rabbit? Yes, it is!</i> Listen for key words



# Welcome

1  1.1 Listen and point.




2  1.1 Listen again and say.





# Lesson 1 Vocabulary









Vocabulary

1  1.2 Listen and point.

1

2

3

4

5

6

7

8

9

10

2  1.2 Listen again and say.

3  Look at the picture. Find, count and say the numbers.



4  1.3 Sing and act out. **Be a star!** 

# Lesson 3 / Grammar

1  1.4 Listen and follow.




2  1.4 Listen again. How old are they? Say.





3  Work in groups. Act out the story. **Be a star!** 


## Lesson 4 / Grammar


1  1.5 Listen and match.

1  9


2  6


3  8

4  10



2 Look and say.

1  5


2  7

3 Draw and say. **Be a star!** 





## Lesson 5 / Speaking

1  1.6 Listen and say.



2  Work in pairs. Ask and answer.


Student A	Student B
 <p>9 4 6</p>	 <p>7 8 5</p>

3  Now it's your turn. Talk about your age. **Be a star!** 

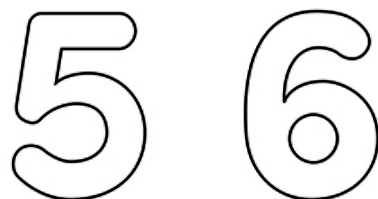
## Lesson 6 / Listening

1  1.7 Listen and colour.


1



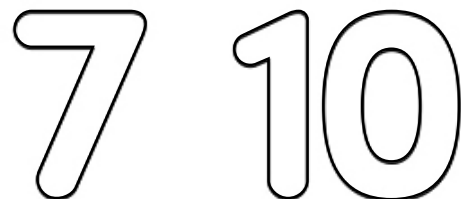
2



3



4



2  1.8 Listen and tick (✓) the correct boy.

1



2

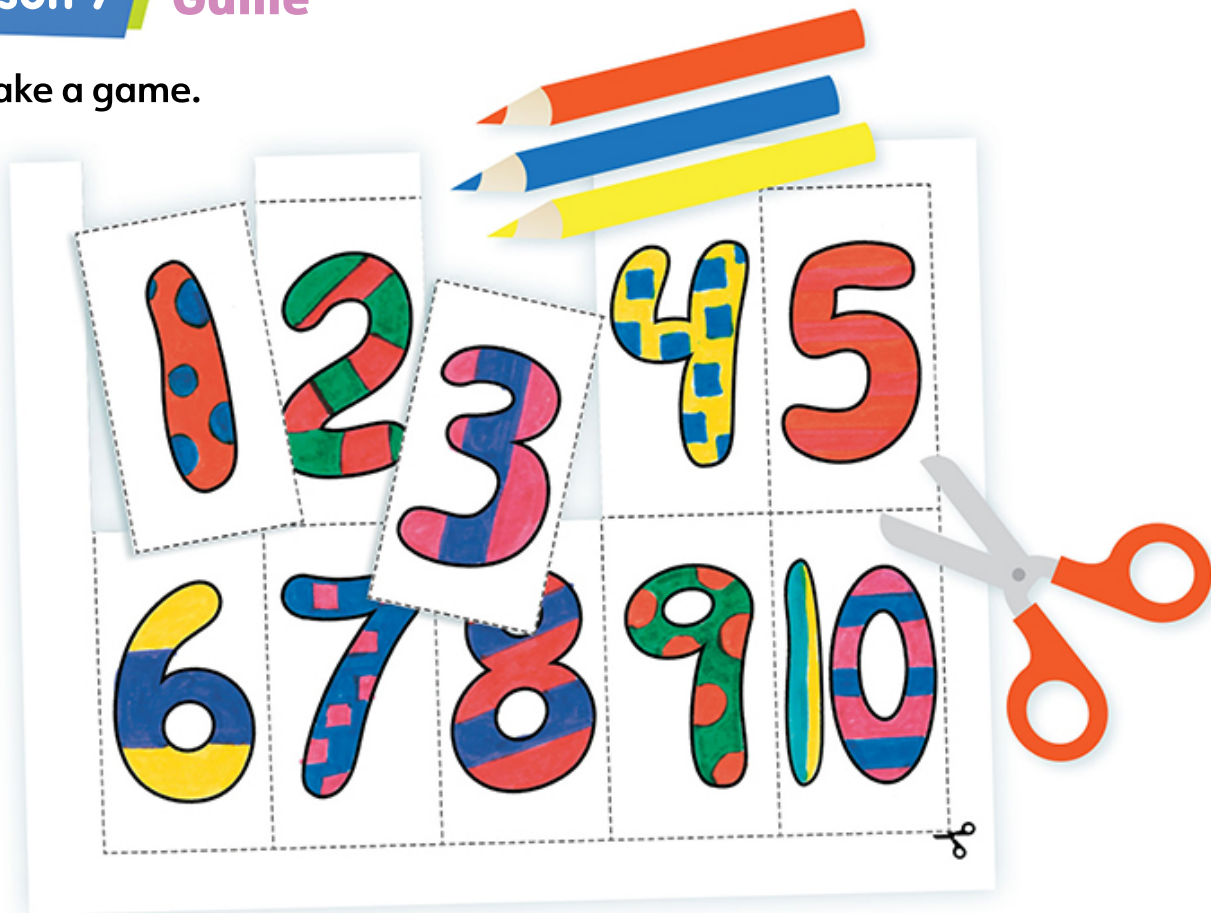


3  Work in pairs. Look at Activity 2. Choose a boy. Act out.

Be a star! 

## Lesson 7 / Game

1 Make a game.



2  Work in pairs. Play. **Be a star!** 





## Lesson 8 / Review

1 Find and circle. Then say.



2  Work in pairs. Point, count and say. **Be a star!** 



3!



# 2 I'm happy!





Vocabulary

1  1.9 Listen and point.



2  1.9 Listen again and say.

3  Look at the picture. Find and say.



4  1.10 Sing and act out. **Be a star!** 




# Lesson 3 Grammar



1 1.11 Listen and follow.



2 1.11 Listen again. How are they feeling? Look and say.







3 Work in groups. Act out the story. **Be a star!**



## Lesson 4 Grammar



1  1.12 Look at the heads in Activity 2. Listen and draw.

2  1.12 Listen again and match.


1  

2  

3  

4  

3 Look and say.



4 Draw and say. **Be a star!** 

## Lesson 5 / Speaking

1  1.13 Listen and say.




2  Work in pairs. Ask and answer.

Student A



Student B




3  Now it's your turn. Talk about your feelings. **Be a star!** 

# Lesson 6 / Listening

1  1.14 Listen and circle.

1



2




3



4



2  1.15 Listen and tick (✓) the correct feeling.



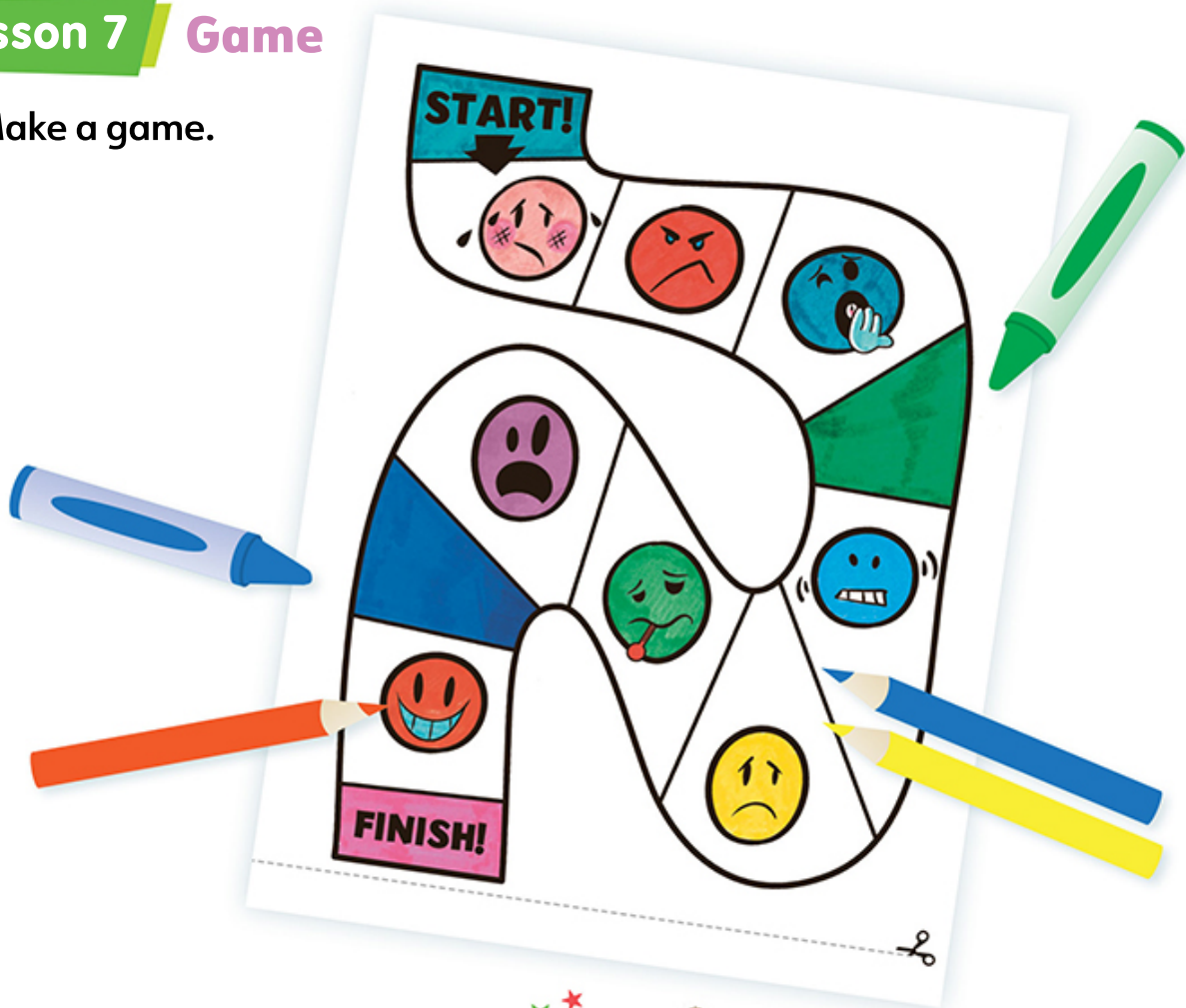
3  Work in pairs. Choose a feeling. Act out and guess.

**Be a star!** 



## Lesson 7 / Game

1 Make a game.




2  Work in pairs. Play. **Be a star!** 




## Lesson 8 / Review

1 Find and circle. Then say.



2  Draw how you are feeling. Then act out. **Be a star!** 







Vocabulary

1  1.16 Listen and point.



2  1.16 Listen again and say.

3  Look at the picture. Find, count and match.



3

4

5

6

7

10

4  1.17 Sing and act out. **Be a star!** 



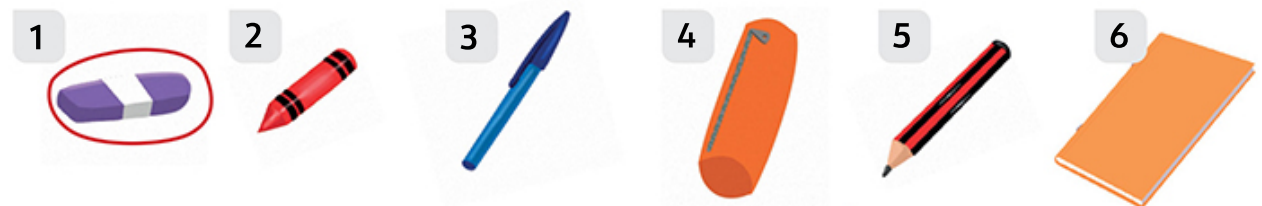
# Lesson 3 / Grammar



1 1.18 Listen and follow.



2 1.18 Listen again. Circle blue for Jack and circle red for Maya.



3 Work in groups. Act out the story. **Be a star!**

# Lesson 4 / Grammar

1  1.19 Listen and match.

1





2



3

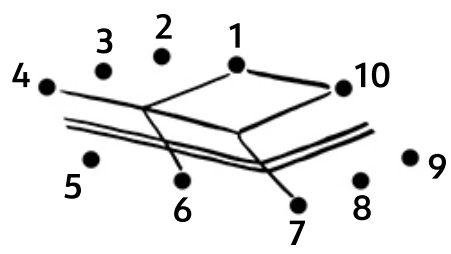
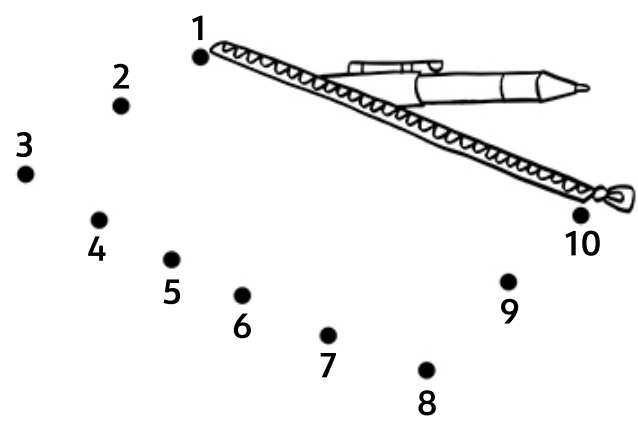
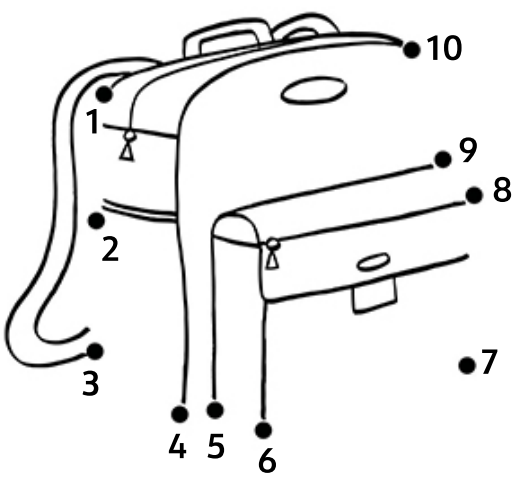


4



2 Complete and colour. Then say.

Be a star! 



## Lesson 5 / Speaking

1  1.20 Listen and say.





2  Work in pairs. Talk about the classroom objects.

Student A



Student B



3  Now it's your turn. Tell a friend about your classroom objects. **Be a star!** 



# Lesson 6 / Listening

1  1.21 Listen and circle.

1



2




3



4




2  1.22 Listen and tick (✓) the correct classroom objects.

1


☐

2


☐

3  Work in pairs. Find classroom objects. Act out.

Be a star! 

## Lesson 7 / Game

1 Make a game.



2  Work in pairs. Play. **Be a star!** 




## Lesson 8 / Review

1 Find and circle. Then say.



2  Work in pairs. Play *Memory*. Say the classroom objects. **Be a star!** 





## 4

## My favourite colours



## Vocabulary

1  1.23 Listen and point.



2  1.23 Listen again and say.

3  Look at the picture. Find and say.



4  1.24 Sing and act out. **Be a star!** 

# Lesson 3 / Grammar



1 1.25 Listen and follow.



2 Find and say. Then colour.

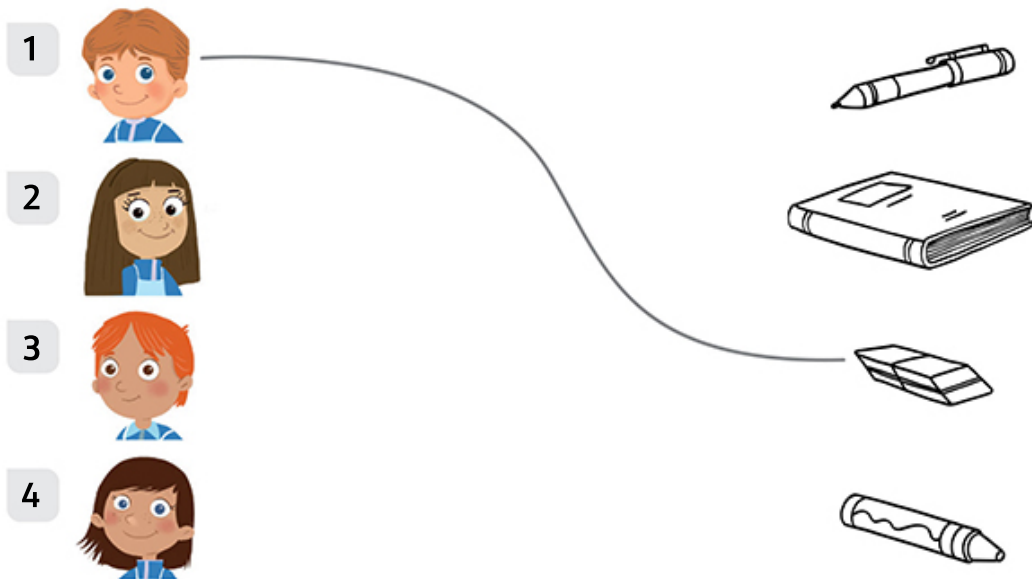


3 Work in groups. Act out the story. **Be a star!**


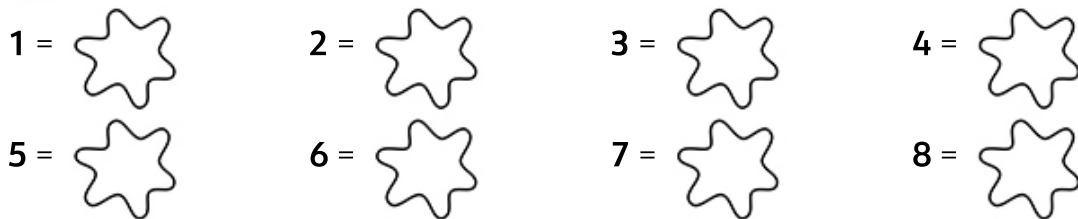


## Lesson 4 / Grammar

1  1.26 Listen and match. Then colour.




**2**  **Choose and colour.**



3  Work in pairs. Talk about your picture. **Be a star!** 


## Lesson 5 / Speaking

1  1.27 Listen and say.




2  Work in pairs. Ask and answer.

**Student A**

Three star-shaped icons are arranged in a box. The top-left is green, the top-right is brown, and the bottom-left is purple.

**Student B**


Three star-shaped icons are arranged in a box. The top-left is blue, the top-right is pink, and the bottom-left is orange.

3  Now it's your turn. Talk about your favourite colours. **Be a star!** 


# Lesson 6 / Listening

1  1.28 Listen and circle.


1



2




3



4



2  1.29 Listen and tick (✓) the correct parrot.

1



2




3  Work in pairs. Look at Activity 2. Choose a parrot. Act out.

Be a star! 



## Lesson 7 / Game

1 Make a game.



2  Work in pairs. Play. **Be a star!** 





## Lesson 8 / Review

1 Find and point. Then say.



2  Work in pairs. Colour. Then act out. **Be a star!** 



# 5 My clothes





Vocabulary

1  1.30 Listen and point.



2  1.30 Listen again and say.

3  Look at the picture. Find and say.



4  1.31 Sing and act out. **Be a star!** 

## Lesson 3 Grammar

1  1.32 Listen and follow.





2 Find and say. Then colour.







3  Work in groups. Act out the story. **Be a star!** 



## Lesson 4 Grammar

1  1.33 Listen and match. Then colour.



1  



2  

3  

4  

2 Colour. Look and say.

1  

2  

3 Draw and say. **Be a star!** 



## Lesson 5 Speaking

1  1.34 Listen and say.



2  Work in pairs. Ask and answer.

Student A



Student B



3  Now it's your turn. Talk about your new clothes. **Be a star!** 

# Lesson 6 / Listening

1  1.35 Listen and circle.

1



2



3



4





2  1.36 Listen and tick (✓) the correct boy.

1



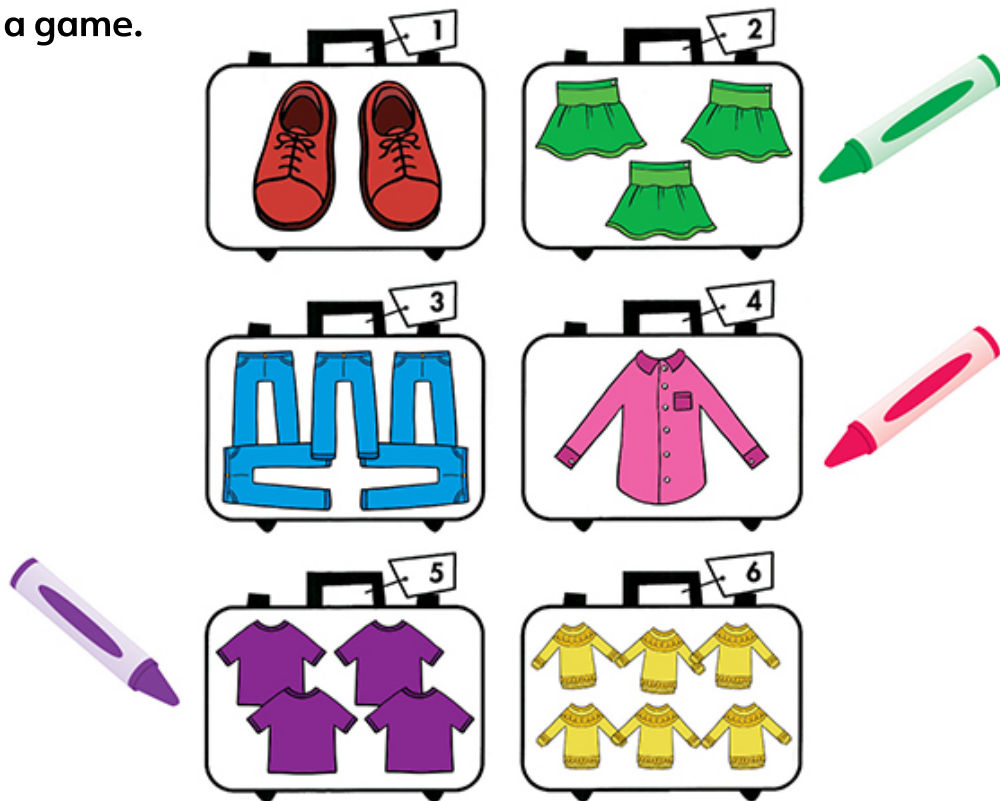
2



3  Work in pairs. Look at Activity 2. Choose a boy. Act out. **Be a star!** 

## Lesson 7 / Game

1 Make a game.



2  Work in pairs. Play. **Be a star!** 





## Lesson 8 Review

1 Find and circle. Then say.



2



Work in pairs. Colour. Then act out.

Be a star!




# 6 This is me!



Vocabulary

1  1.37 Listen and point.



2  1.37 Listen again and say.

3  Look at the picture on page 46. Find and say the parts of the face.

4  1.38 Sing and act out. **Be a star!** 



# Lesson 3 / Grammar



1 1.39 Listen and follow.




2 Find. Circle blue for Jack and circle red for Maya. Then say.




3 Work in groups. Act out the story. **Be a star!**

## Lesson 4 / Grammar

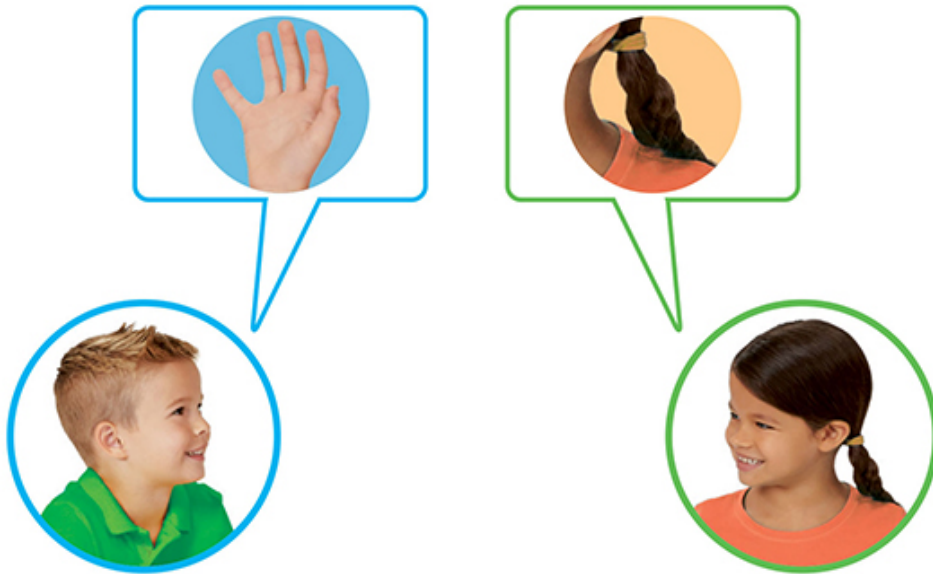
1  1.40 Listen and match.




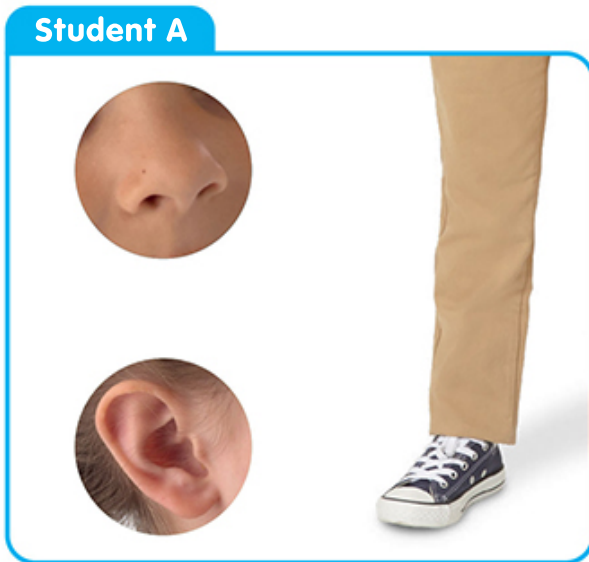
2  Draw a picture of you. Talk about it. **Be a star!** 

## Lesson 5 / Speaking

1  1.41 Listen and say.



2  Work in pairs. Talk about parts of the body.



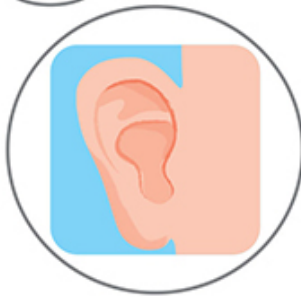
3  Now it's your turn. Talk about you. **Be a star!** 



# Lesson 6 / Listening

1  1.42 Listen and circle.

1



2



3




4





2  1.43 Listen and tick (✓) the correct monster.

1



2



3  Work in pairs. Look at Activity 2.  
Choose a monster. Act out. **Be a star!** 

## Lesson 7 / Game

1 Make a game.



2  Work in pairs. Play. **Be a star!** 



# Lesson 8 / Review

1 Find and circle. Then say.



2  Work in pairs. Choose and act out. **Be a star!** 





## 7

## My family



Vocabulary

1  1.44 Listen and point.



2  1.44 Listen again and say.


3  Look at the picture. Find and say.




4  1.45 Sing and act out. **Be a star!** 

# Lesson 3 Grammar

1  1.46 Listen and follow.



2  Look at the pictures. How are they feeling? Find the family members and say.















3  Work in groups. Act out the story. **Be a star!** 










# Lesson 4 Grammar

## 1 1.47 Listen and match.

1			
2			
3			
4			

*Note: A line connects the man in row 1 to the angry man in row 2.*

## 2 Look and say.

1		  
2		  

## 3 Draw and say. **Be a star!**

## Lesson 5 / Speaking

1  1.48 Listen and say.



2  Work in pairs. Talk about the family members.

Student A



Student B



3  Now it's your turn. Talk about your family. **Be a star!** 

# Lesson 6 / Listening

1  1.49 Listen and circle.

1



2




3



4



2  1.50 Listen and tick (✓) the correct family.

1



2




3  Work in pairs. Look at Activity 2. Choose a family. Act out.

Be a star! 



## Lesson 7 / Game

1 Make a game.



2  Work in pairs. Play. **Be a star!** 




## Lesson 8 / Review

1 Find and circle. Then say.



2  Work in pairs. Draw. Then act out. **Be a star!** 





## 8

## Animals on the farm





Vocabulary

1  1.51 Listen and point.



2  1.51 Listen again and say.

3  Look at the picture. Find and say.



4  1.52 Sing and act out. **Be a star!** 

# Lesson 3 / Grammar

1  1.53 Listen and follow.



2 Number the animals in order.




3  Work in groups. Act out the story. **Be a star!** 

## Lesson 4 / Grammar

1  1.54 Listen and circle.

1



2



3



4



2 Work in pairs. Ask and answer.

1



2



3 Draw and say. **Be a star!** 






## Lesson 5 / Speaking

1  1.55 Listen and say.




2  Work in pairs. Play *Guess the animal*.

Student A



Student B



3  Now it's your turn. Play *Guess the animal*. **Be a star!** 

# Lesson 6 / Listening

1  1.56 Listen and circle.

1



2



3



4




2  1.57 Listen and tick (✓) the correct farm.

1



2




3  Work in pairs. Look at Activity 2. Choose a farm. Act out.

Be a star! 

## Lesson 7 / Game

1 Make a game.



2  Work in pairs. Play. **Be a star!** 





## Lesson 8 / Review

1 Find and circle. Then count and say.



2  Work in pairs. Say the number. Then guess. **Be a star!** 



1




# Goodbye

Start

1






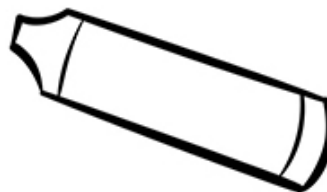
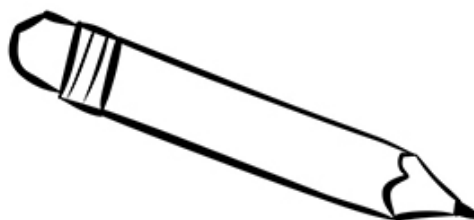
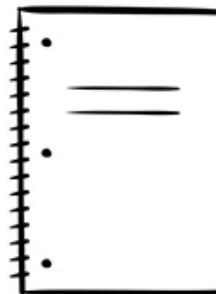














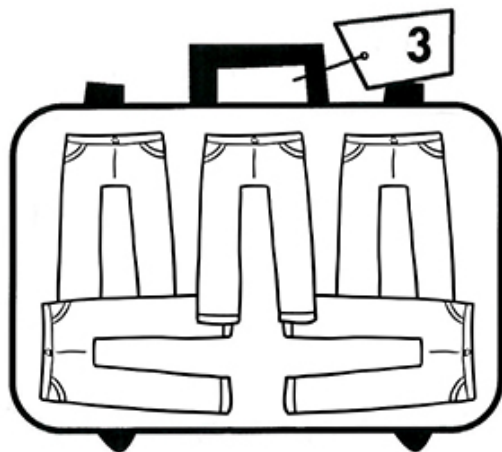







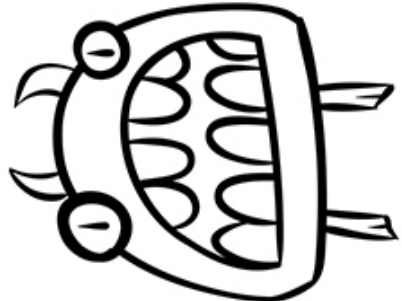










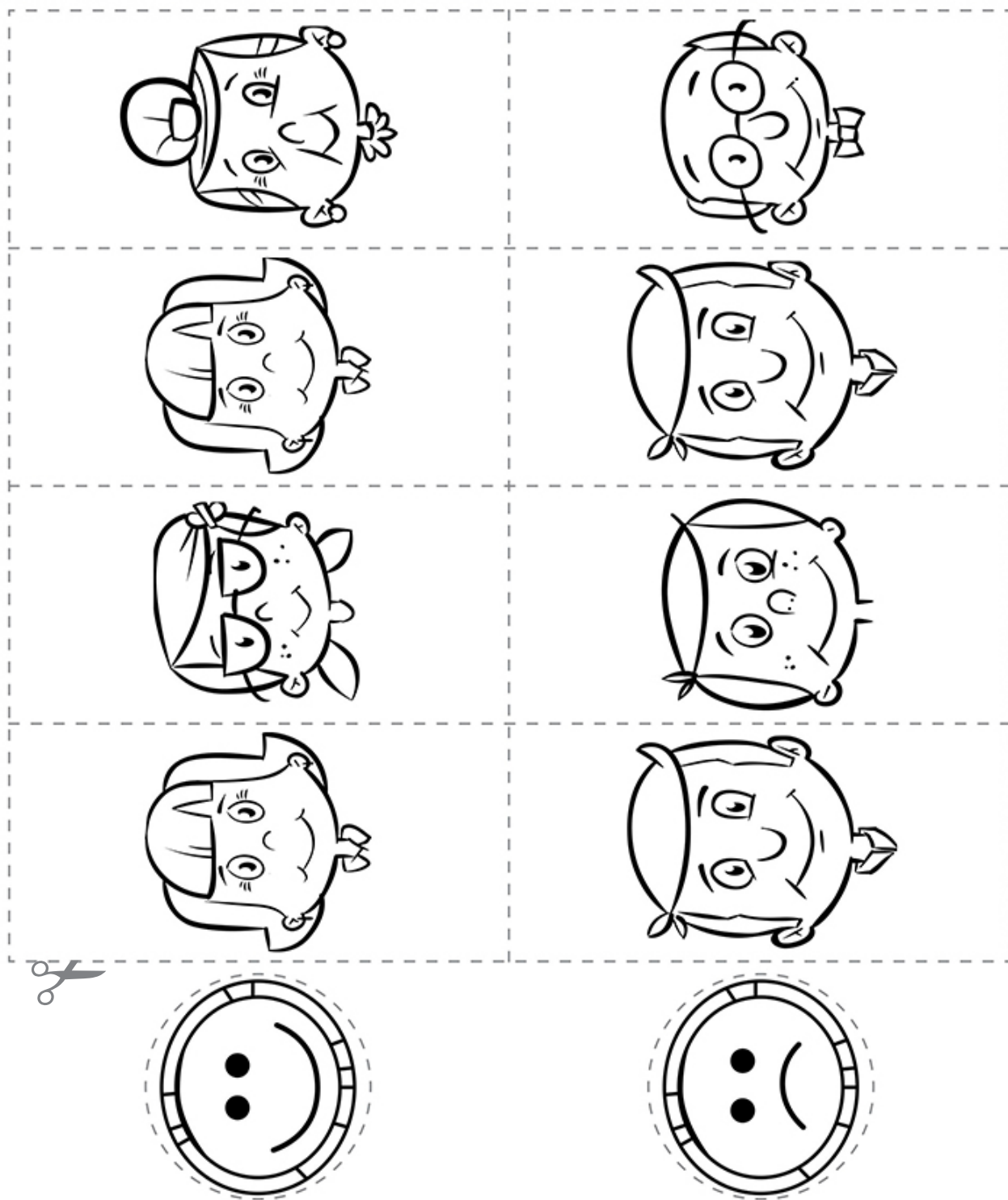


























# Picture dictionary

Welcome



come in

come in



sit down

sit down



stand up

stand up



open your book

open your book



listen

listen



close your book

close your book



look

look



sing

sing

1

one

one

2

two

two

3

three

three

4

four

four

5

five

five

6

six

six

7

seven

seven

8

eight

eight

9

nine

nine

10

ten

ten

## Unit 2



angry

angry



cold

cold



happy

happy



hot

hot



sad

sad



scared

scared



sick

sick



tired

tired





backpack

backpack



book

book



crayon

crayon



notebook

notebook



pen

pen



pencil

pencil



pencil case

pencil case



rubber

rubber

## Unit 4



blue

blue



brown

brown



green

green



orange

orange



pink

pink



purple

purple



red

red



yellow

yellow



dress

dress



jumper

jumper



shirt

shirt



shoes

shoes



skirt

skirt



socks

socks



trousers

trousers



T-shirt

T-shirt

## Unit 6



ear

ear



eye

eye



finger

finger



hair

hair



hand

hand



head

head



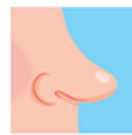
leg

leg



mouth

mouth



nose

nose



teeth

teeth



black

black



white

white





sister

sister



brother

brother



mummy

mummy



daddy

daddy



grandma

grandma



grandpa

grandpa



aunt

aunt



uncle

uncle

## Unit 8



cow

cow



donkey

donkey



duck

duck



goat

goat



horse

horse



rabbit

rabbit



rooster

rooster



sheep

sheep



Macmillan Education  
4 Crinan Street  
London N1 9XW  
A division of Macmillan Education Limited

Companies and representatives throughout the world

Academy Stars Second Edition Starter Level Pupil's Book ISBN 978-1-035-10125-2

Academy Stars Second Edition Starter Level Pupil's Book with Navio App and Digital Pupil's Book  
ISBN 978-1-035-10114-6

Text, design and illustration © Macmillan Education Limited 2024

Material adapted from original text written by Patricia Acosta and Angela Padrón

This edition published 2024

First edition entitled "Academy Stars Starter Level Pupil's Book" published 2017

All rights reserved. No part of this publication may be reproduced, stored in a retrieval system, or transmitted in any form or by any means, electronic, mechanical, photocopying, recording, or otherwise, without the prior written permission of the publishers.

Original design by emc design limited

Design and page make-up by Composure

All illustrations first published in Academy Stars Pupil's Book and Workbook unless otherwise stated.

Illustrations first published in *Happy Campers Student's Book* by Patricia Acosta and Angela Padrón: Tamara

Joubert (in the style of Gareth Conway) (Beehive Illustration) pp8, 16, 24, 31, 32, 34, 39, 40, 48, 56, 64;

Drew Pocza (Make art) pp20, 28, 44, 52, 60, 68, 73, 75, 79, 81, 83, 85; Helen Prole (Plum Pudding Illustration

Agency) pp4, 5, 9, 11, 13, 15, 17, 18, 19, 21, 23, 25, 26, 27, 29, 33, 35, 37, 39, 41, 42, 43, 45, 47, 51, 53, 55,

57, 59, 61, 67, 69, 70, 92, 93; Pronk Media Inc. pp12, 36, 71, 77; David Shephard (in the style of Gareth

Conway) (The Bright Agency) pp4(t), 6, 7, 14, 15, 22, 30, 31, 38, 46, 54, 62.

Cover concept by Macmillan Education Ltd, with contributions by Darío Pérez Catalán

Cover design by Composure

Cover photograph by **Getty Images**/Ariel Skelley.

The authors and publishers would like to thank the following for permission to reproduce their photographs:

**Getty Images**/Sean Justice p9(bl), Getty Images/estherpoon p19(l), Getty Images p19(ml), Getty Images/Annie Beauregard p19(mr), Getty Images/Hemera Technologies p26(l), Getty Images/podfoto p26(tr), Getty Images/RunPhoto p26(cr), Getty Images/SD Productions p29(l), Getty Images/Jose Luis Pelaez Inc p37(r), Getty Images/mawielobob p42(tl), Getty Images/Fuse p42(cr), Getty Images/RunPhoto p45(bl), Getty Images/tylim p53(bl), Getty Images/Thomas\_EyeDesign p53(br), Getty Images/tylim p57(l), Getty Images/Rubberball p58(tl), Getty Images/Tom Grill p58(tr), Getty Images/Morsa Images p61(bl), Getty Images/BlackJack3D p61(br), Getty Images/Jun Takahashi p65(cl), Getty Images/GK Hart/Vikki Hart p66(tl), Getty Images/GK Hart/Vikki Hart p66(tr), Getty Images/Sean Justice p66(cl), Getty Images/Jose Luis Pelaez Inc p69(br); **Macmillan Education Limited**/Paul Bricknell p19(r), Macmillan Education Limited/Lisa Payne p29(cl), Macmillan/Haddon Davies p29(cr), Macmillan/Haddon Davies p42(tr).

Comissioned Photographs by **Macmillan Education Limited**/Paul Bricknell p50(nose, ear, mouth, teeth, fingers); Macmillan Education Limited/George Contorakes pp9(br), 10(l), 10(r), 12, 13(bl), 13(br), 17(l), 17(r), 18(l), 18(r), 20, 26(cl), 28, 29(r), 34(l), 34(r), 36, 37(l), 41(l), 41(r), 42(cl), 44, 45(br), 49, 50 (tl, tr, cl, cr, leg), 52, 57(r), 58(cl), 58(cr), 60, 65(cr), 66(cr), 68, 69(bl).

These materials may contain links for third party websites. We have no control over, and are not responsible for, the contents of such third party websites. Please use care when accessing them.

The inclusion of any specific companies, commercial products, trade names or otherwise does not constitute or imply its endorsement or recommendation by Macmillan Education Limited.

Printed and bound in [TBC]

2028 2027 2026 2025 2024

10 9 8 7 6 5 4 3 2 1



# Academy Stars

Starter

SECOND EDITION

## Aspire to excellence!

**Academy Stars** Second Edition is a highly acclaimed primary course which helps pupils to excel in their learning journey.

### Make learning English memorable

The *Graphic Grammar* animations, new *Grammar Booster*, new *Extra Stars* communicative activities, and new readings and listenings collectively lay down solid foundations for pupils' future success in learning English.

### Prepare for exam success

Extra Cambridge Young Learners exam activities and a focus on developing learning skills all promote learner autonomy and prepare pupils for success in exams.

### Cultivate a sense of active global citizenship

Activities focused on Education for Sustainable Development & Citizenship and Social & Emotional Learning help pupils to become responsible citizens.

### Enhanced digital experience



Navio App provides gamified language practice in immersive 3D worlds that encourages students to repeat activities, creating opportunities for better language acquisition.



Digital platform for teachers contains a Classroom Presentation Kit with integrated audio, video and interactive activities, helping to deliver stimulating lessons. All useful files and documents are available at the click of a button.

Please see inside the front cover for the minimum system requirements and other terms and conditions for the digital components of the course.

### For Pupils

- ★ Pupil's Book
- ★ Digital Pupil's Book
- ★ Workbook
- ★ Digital Workbook
- ★ Pupil's Resource Centre
- ★ Navio App

### For Teachers

- ★ Teacher's Book
- ★ Classroom Presentation Kit with interactive activities, audio, video and animations
- ★ Progress Tracker
- ★ Test Generator
- ★ Teacher's Resource Centre
  - Printable flashcards
  - Printable worksheets
  - Methodology handbook
  - Assessment pack

### CEFR and Cambridge English Qualifications mapping

S	1	2	3	4	5	6
PRE A1			A1		A2	Pre B1
STARTERS			MOVERS		FLYERS KEY FOR SCHOOLS	

